



ZIMAR

MADE IN THE U.S.A.

CATALOG 2017

2090 S.W. 71 TERRACE BLDG G-6
DAVIE, FLORIDA 33317

T: (954)424-3844 F: (954)424-9899
sales@zimarinternational.com
www.zimarinternational.com



STANDARD

METRIC

COLLAR

FIGURE

MODEL

SIZE
inches

WEIGHT
lbs.

MODEL

SIZE
m/m

WEIGHT
lbs.

MODEL

SIZE
inches

WEIGHT
lbs.



X-1	D: 3/4"	1.30
X-2	D: 7/8"	1.20
X-3	D: 1"	1.10
X-4	D: 1 1/8"	1.10
X-5	D: 1 1/4"	1.15
X-6	D: 1 3/8"	1.30
X-7	D: 1 1/2"	2.10
X-8	D: 1 3/4"	2.80
X-9	D: 2"	3.55
X-10	D: 2 1/4"	5.15
X-11	D: 2 1/2"	5.80
X-12	D: 2 3/4"	9.10
X-13	D: 3"	7.90
X-14	D: 3 1/4"	11.20
X-15	D: 3 1/2"	9.80
X-17	D: 4"	12.10
X-19	D: 4 1/2"	17.40
X-21	D: 5"	23.00
X-23	D: 5 1/2"	38.00
X-25	D: 6"	32.40
X-26	D: 6 1/2"	26.00








MX-25	D: 25mm	1.10
MX-30	D: 30mm	1.20
MX-35	D: 35mm	2.40
MX-40	D: 40mm	3.20
MX-45	D: 45mm	2.80
MX-50	D: 50mm	3.00
MX-55	D: 55mm	5.40
MX-60	D: 60mm	6.40
MX-65	D: 65mm	5.70
MX-70	D: 70mm	9.10
MX-75	D: 75mm	8.20
MX-80	D: 80mm	7.20
MX-85	D: 85mm	10.00
MX-90	D: 90mm	9.00
MX-95	D: 95mm	13.80
MX-100	D: 100mm	12.60
MX-105	D: 105mm	11.20
MX-110	D: 110mm	18.60
MX-115	D: 115mm	
MX-120	D: 120mm	25.20
MX-125	D: 125mm	23.60
MX-130	D: 130mm	22.00
MX-140	D: 140mm	38.00
MX-150	D: 150mm	33.50

C-3	D: 1"	1.20
C-4	D: 1 1/8"	1.15
C-5	D: 1 1/4"	1.10
C-6	D: 1 3/8"	1.75
C-7	D: 1 1/2"	1.70
C-8	D: 1 3/4"	2.70
C-9	D: 2"	2.40
C-10	D: 2 1/4"	2.00
C-11	D: 2 1/2"	
C-12	D: 2 3/4"	
C-13	D: 3"	6.00
C-14	D: 3 1/4"	
C-15	D: 3 1/2"	7.20
C-17	D: 4"	5.80
C-19	D: 4 1/2"	10.60
C-21	D: 5"	9.00
C-23	D: 5 1/2"	
C-25	D: 6"	15.40



SHAFTS ANODES

RUDDERS / ROUND ANODES

FIGURE	MODEL	SIZE inches	WEIGHT lbs.		MODEL	SIZE inches	WEIGHT lbs.	
	R-1	D: 1 7/8"	0.25		RP-4	D: 3 15/16" T: 1"	2.00	
	R-2	D: 2 15/16"	1.05		RP-5	D: 4 15/16" T: 1"	4.40	
	R-3	D: 3 11/16"	1.70		RP-6 S	D: 5 3/4" T: 1"	6.20	
	R-4	D: 4 9/32"	2.45		RP-6	D: 5 3/4" T: 1 1/2"	8.80	
	R-5	D: 5 1/16"	3.55		RP-7	D: 6 5/8" T: 1"	7.80	
	R-5 HD	D: 5 1/16"	5.10		RP-7 HD	D: 6 3/4" T: 2 5/8"	22.80	
	R-7	D: 6 1/2"	9.70		RP-8	D: 7 3/4" T: 1"	11.50	
	R-2 S	D: 2 15/16"	0.48		RP-9	D: 8 3/4" T: 1"	14.90	
	R-7 S	D: 6 1/2" T: 13/16"	4.85			RP-6WC	D: 5 1/2" T: 2"	11.50
	AZ-125	D: 125mm T: 22mm	2.00					
	AZ-140	D: 140mm T: 22mm	4.00					
	N-70	D: 2 25/32" T: 3/4"	0.85					
	N-90	D: 3 15/32" T: 1"	1.70					
	RD-6	D: 5 1/2" T: 1 5/8"	5.60					

WELD-ON ANODES

FIGURE	MODEL	SIZE inches	WEIGHT lbs.		MODEL	SIZE inches	WEIGHT lbs.
	K-5	L: 4 3/8" OL: 6 5/8" W: 1 3/4" T: 15/16" c/c: 5 1/2"	1.35		M-6x6	L: 6" OL: 10" W: 6" T: 1 1/4"	11.20
	P-1.3 K	L: 4 1/2" OL: 8 3/8" W: 2 7/8" T: 1 1/8"	3.10		Z-4	L: 6" OL: 10" W: 3 3/8" T: 1 3/4"	4.75
	P-1.5 K	L: 6 7/8" OL: 10 1/8" W: 2 1/2" T: 1 1/8"	3.50		Z-6	L: 8 1/2" OL: 12 1/2" W: 3" T: 1 1/2"	5.00
	P-2.5 K	L: 6 1/2" OL: 10" W: 3" T: 1 1/8"	5.00		M-24	L: 12" W: 6 1/2" OW: 10" T: 1 1/8"	20.00
	P-3 K	L: 8 1/2" OL: 12 1/2" W: 2 3/4" T: 1 1/2"	6.60		M-24 HD	L: 12" W: 6" OW: 10" T: 1 1/4"	22.50
	P-5 K	L: 11" OL: 14 3/4" W: 3 1/2" T: 1 9/16"	11.00		M-40	L: 12" W: 6" OW: 10" T: 2"	38.00
	P-7.5 K	L: 11 5/8" OL: 15 3/4" W: 4 1/8" T: 1 9/16"	16.50		MR-24	L: 14" W: 6 1/2" OW: 10" T: 1 1/4"	23.00
	P-10 K	L: 13 1/2" OL: 17 3/4" W: 4 3/4" T: 1 5/8"	23.00		M-12	L: 12 1/8" OL: 16" W: 3" T: 1 1/4"	11.57
	P-15 K	L: 14 1/4" OL: 18 3/4" W: 5 7/8" T: 2"	33.00		M-12 S	c/c: 14 3/8"	
	RIV-440	L: 13 1/4" OL: 18 3/4" W: 5 3/8" T: 1 1/8" c/c: 17 1/4"	21.00		FE-9	L: 6 3/4" OL: 11" W: 2 1/2" T: 1 1/4" c/c: 9"	5.20
					FE-10	L: 7 3/4" OL: 11 3/4" W: 3" T: 1 3/8" c/c: 10"	7.20

PLATE ANODES

FIGURE	MODEL	SIZE inches	WEIGHT lbs.		MODEL	SIZE inches	WEIGHT lbs.
	A-20	L: 3 1/4" W: 2 3/4" T: 1/2"	1.06		A-50	L: 12" W: 6" T: 1/2"	8.80
 	A-1 1/2x12	L: 12" W: 1 1/2" T: 1/2"	2.35		A-50 HD	L: 12" W: 6" T: 5/8"	11.85
	A-2x12	L: 12" W: 2" T: 1/2"	2.95		B-24	L: 24" W: 2" T: 1/2"	5.85
	A-3x12	L: 12" W: 3" T: 1/2"	4.70		B-48	L: 48" W: 2" T: 1/2"	11.90
	A-3x16	L: 16" W: 3" T: 1/2"	6.00		B-96	L: 96" W: 2" T: 1/2"	23.80
	A-6x6	L: 6" W: 6" T: 1/2"	4.70		M-12 WS	L: 12 1/8" W: 3" T: 1 1/4"	11.23
	A-40	L: 8 5/8" W: 3 1/4" T: 5/8"	4.05		M-24 WS	L: 12 1/8" W: 6" T: 1"	18.20
	ZP-1	L: 6 1/4" W: 5 7/8" T: 1/2" 5 HOLES	4.50				

BOLT-ON ANODES 1

FIGURE	MODEL	SIZE inches	WEIGHT lbs.		MODEL	SIZE inches	WEIGHT lbs.
	A-25	L: 9" W: 3 3/8" T: 7/8"	4.00	 	UM-5	L: 11" c/c: 5"	6.80
	A-26	L: 9 1/4" W: 3 3/8" T: 7/8"	3.60		UM-6	L: 12" c/c: 6"	7.80
	A-30	L: 6 1/4" W: 2 3/4" T: 9/16"	2.33		UM-7	L: 13" c/c: 7"	8.25
	SR-12	L: 8 5/8" W: 4 1/4" T: 1 1/8" c/c: 5"	8.00		UM-8	L: 14" c/c: 8"	9.20
	SR-24	L: 14" W: 6 1/2" T: 1 1/8" c/c: 5"	20.80		UM-9	L: 15" c/c: 9"	10.20
	CL-12	L: 12" W: 3" T: 1 1/2" c/c: 8"	9.36		UM-10	L: 16" c/c: 10"	10.80
	CL-18	L: 17 5/8" W: 3 3/4" T: 1 5/8"	18.00		UM-11	L: 17" c/c: 11"	11.00
	CL-18HD	c/c: 9" T: 2 1/8"	27.00		UM-12	L: 18" c/c: 12"	12.30
	SL-18	L: 18" W: 4" T: 1 3/8"	18.00		UM-13	L: 19" c/c: 13"	12.80
		c/c: 7 1/4- 9 1/4"			UM-14	L: 20" c/c: 14"	13.40
	MC-80	L: 8 1/4" W: 2 3/4" T: 1	5.00		UM-15	L: 21" c/c: 15"	14.60
		c/c: 3 1/8" or 80mm			VP-140	L: 10 1/4" W: 3" T: 1" c/c: 5 1/2" or 140mm	6.00
	K-15	L: 15" W: 2" T: 1"	18.00		K-15 HD	c/c: 5 1/2"	10.00
		W: 3"					
	BN11-115H	L: 19" W: 3 1/4" T: 1 3/4" c/c: 6 1/4"	25.00				

BOLT-ON ANODES 2

FIGURE	MODEL	SIZE inches	WEIGHT lbs.		MODEL	SIZE inches	WEIGHT lbs.
	UP-5	L: 12" W: 6 1/2" T: 1" c/c: 5"	18.20		SP-50	L: 12" W: 6" T: 1/2"	7.53
	UP-6	L: 12" W: 6 1/2" T: 1" c/c: 6"	18.20		SP-100	T: 1 1/8"	14.80
	UP-7	L: 12" W: 6 1/2" T: 1" c/c: 7"	18.20		Z-20	L: 3 3/4" W: 2 3/4" T: 9/16" c/c: 1 5/16"	0.55
	UP-8	L: 12" W: 6 1/2" T: 1" c/c: 8"	18.20		SRX-P	L: 2 5/8" W: 2 1/4" c/c: 2"	1.00
	TA-3	L: 6" W: 2 3/4" T: 7/8" c/c: 3"	2.75		AR-6	L: 6" W: 1 1/4" T: 1 1/8" c/c: 3 1/2"	1.80
	TA-4	L: 6 7/8" W: 3 3/8" T: 7/8" c/c: 4"	4.00		AR-7	L: 7" W: 1 15/16" T: 1 1/2" c/c: 5"	4.20
	TA-5	L: 7 7/8" W: 3 7/8" T: 1 3/16" c/c: 4 3/8"	8.10		VT-8	L: 5 7/8" W: 2 1/4" T: 1" c/c: 3 1/8" or 80mm	2.40
	TH-24	L: 12" W: 6" T: 1 1/4" c/c: 6 1/8"	21.00		VT-14	L: 9 1/4" W: 2 1/2" T: 1" c/c: 5 1/2" or 140mm	4.80
	TH-24HD	T: 1 1/2"	25.00				
	TH-3	L: 7 1/2" W: 3" T: 1 1/4"	6.30				

PROP NUT ANODES

FIGURE	MODEL	SIZE inches	WEIGHT lbs.		MODEL	SIZE inches	WEIGHT lbs.
	AS-30	H: 2 1/8" D: 1 5/8"	0.50		FE-1	H: 2 9/16" D: 1 7/8"	1.20
	AS-35	H: 2 3/8" D: 1 7/8"	0.80		FE-2	H: 3 1/2" D: 2 5/16"	2.50
	AS-40	H: 2 5/8" D: 2 1/8"	1.00		FE-3	H: 3 1/2" D: 2 7/8"	4.80
	AS-45	H: 2 7/8" D: 2 3/8"	1.80		FE-80	H: 4 5/8" D: 6 1/8"	26.50
	AS-50	H: 3 1/4" D: 2 7/8"	2.65		FE-90	H: 3 9/16" D: 6 1/8"	25.00
	AS-55	H: 3 3/8" D: 3"	2.20		FE-112	H: 6 1/2" D: 8"	61.00
	AS-60	H: 3 7/8" D: 3 1/4"	4.25		WP-112	D: 6" H: 5 3/4"	28.60
	AS-100	H: 3 3/4" D: 3 3/4"	5.60		WP-130	D: 6 7/8" H: 6 3/8"	40.00
AZ-68S	H: 1" D: 4 7/8"	4.80	WP-130L		D: 6 7/8" H: 6 3/8"	57.00	
AZ-70	H: 1" D: 5 1/2"	5.80	SL-72		D: 5 3/8" H: 7/8"	4.40	
	AZ-72	H: 1 1/4" D: 6 1/2"	10.80		SL-88/120	D: 6 3/4" H: 1"	8.20
	AZ-75	H: 1 3/4" D: 7"	12.00		SL-95	D: 7 7/8" H: 2 7/8"	25.00
	AZ-75M	H: 1 3/4" D: 6 3/4"	7.50		SL-108	D: 9 7/16" H: 5 1/8"	45.00
	AZ-105	H: 3 1/2" D: 7 7/8"	22.00		RV-72	H: 3 7/8" D: 5 1/2"	18.80
	AZ-105M	H: 3 1/2" D: 7 1/2"	19.80		RV-80	H: 4" D: 6 3/4"	29.80
	BNTT-93PN	D: 5 3/4" T: 2"	11.00		UN-70	H: 3 1/2" D: 5 1/2"	15.00
	BNTT-115PN	D: 6 3/8" T: 2"	14.80				
	BNTT-120PN	D: 7 1/2" T: 2 3/4"	30.00				
	BNTT-150PN	D: 7 7/8" T: 3"	35.00				
	BNTT-152PN	D: 9 1/16" T: 2 1/2"	47.50				

THRUSTERS / PROPNUIT ANODES

FIGURE	MODEL	SIZE inches	WEIGHT lbs.		MODEL	SIZE inches	WEIGHT lbs.
	SP-2	H: 29/32" D: 1 3/4"	0.35		BT-25	D: 1 5/16" H: 1 1/2"	0.20
	VT-1	H: 1 21/32" D: 1 29/32"	0.65		BT-30	D: 1 5/8" H: 2 1/16"	0.40
	VT-2	H: 1 21/32" D: 2 25/64"	1.10		BT-35	D: 1 7/8" H: 2 7/16"	0.80
	VT-3	H: 2" D: 2 7/8"	3.00		BT-40	D: 2 1/16" H: 2 5/8"	1.20
	W-B	H: 2 1/16" D: 1 11/16"	0.60		BT-45	D: 2 7/16" H: 3"	1.80
	W-C	H: 2 11/16" D: 2"	1.20		BT-50	D: 2 7/8" H: 3 1/4"	2.40
	W-D	L: 2 15/16" D: 2 1/4"	1.80	BT-60	D: 3 7/8" H: 3 1/4"	4.00	
	W-E	L: 3 1/2" D: 2 3/4"	4.00	BT-100	D: 4 7/8" H: 3 1/2"	6.00	
	W-F	L: 3 3/8" D: 2 3/4"	3.40		AT-45	H: 1 3/8" D: 2 5/8" c/c: 1 3/4"	1.60
	W-G	H: 3 3/4" D: 3"	4.50		AT-115	H: 3" D: 4 7/16" c/c: 3 7/16"	9.00
	BCS	H: 2 9/32" D: 2 21/32"	2.10		AT-80	H: 1 3/8" D: 2 5/8"	3.00
				AT-110	H: 1 3/4" D: 3 1/8"	6.90	
	BNTT-93BT	D: " H: "			VP-ES	D: 1 15/16 H: 1 7/16	1.00
					VP-EL	D: 1 15/16 H: 2 3/4	1.80
	BNTT-115BT	D: 2 7/8" H: 3 1/4"	3.20		TD-1	D: 1" H: 1 1/4"	0.22
					SRX-R	H: 3/4" D: 1 1/4"	0.22

ROUND BARS & WIRE ANODES

FIGURE

MODEL

SIZE
inches

WEIGHT
lbs.



Note: All of these models
have the same length
L: 24"

RB-1/2"	D: 1/2"	1.20
RB-5/8"	D: 5/8"	1.80
RB-3/4"	D: 3/4"	2.70
RB-7/8"	D: 7/8"	
RB-1"	D: 1"	4.80
RB-1 1/4"	D: 1 1/4"	7.50
RB-1 1/2"	D: 1 1/2"	11.20
RB-1 3/4"	D: 1 3/4"	14.80
RB-2"	D: 2"	20.60
RB-2 1/4"	D: 2 1/4"	
RB-2 1/2"	D: 2 1/2"	30.20
RB-2 3/4"	D: 2 3/4"	
RB-3"	D: 3"	43.40
RB-4"	D: 4"	77.80



BL-1 1/2 W	10 ft Cable	3.50
BL-3 W	10 ft Cable	6.50
BL-5 W	10 ft Cable	11.00



Z-6 W	10 ft Cable	4.80
-------	-------------	------