



On the Water and Online

MBR 500 & 550 MARINE BROADBAND ROUTER

User Access Management

WAN Port selection for multiple devices

WANs are independent sub-nets

Compatible with Cable / DSL / Satellite / PPP & more

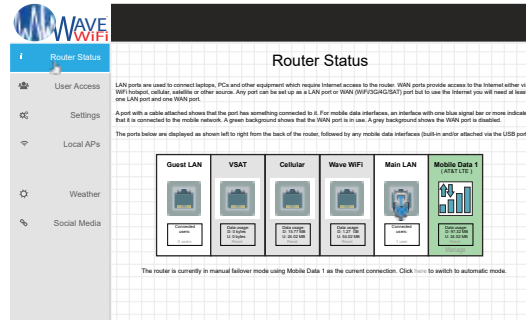
3G / 4G / LTE

PPPoE, DHCP, and Static IP connectivity

Built in SIM card slot (SIM not included)

Allow & Block IP and MAC addresses

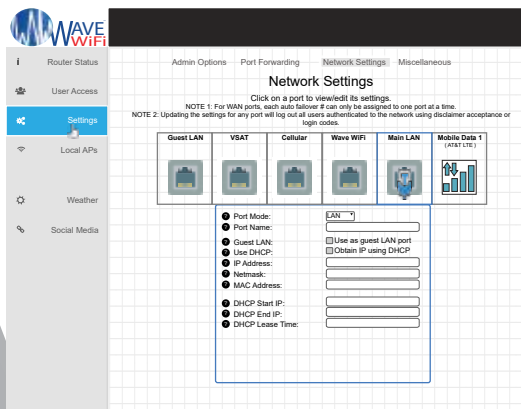
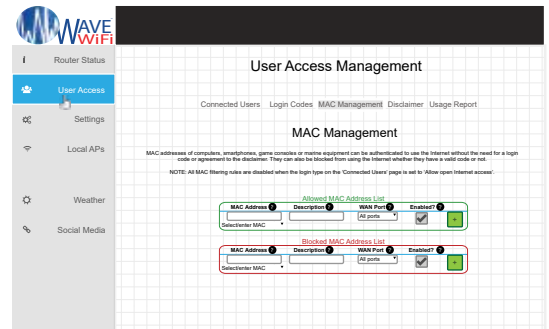
12Volt - 1Amp



The User Interface of our New MBR Line of products boasts a modern fresh New Look, with Enhanced processing speeds!

With the same great features Plus!

- Internal Access Point
- Bandwidth Capping
- Data Usage Stats (Up & Down) by source / port
- Settings change accountability by IP or by MAC Address
- Source and ISP connection stats at a glance



Intuitive Networking made easy. With the ability to configure multiple ports as WAN or LAN.

- Coming Soon!
- Network Sharing
 - I.O.T Allowance
 - Self Diagnostics
 - WPS
 - VPN
 - VLAN



On the Water and Online

MBR 500 & 550 MARINE BROADBAND ROUTER SPEC SHEET

MBR 550



*Wave WiFi's MBR550 Has a SIM slot for 3G / 4G SIM cards.



MBR 500

Model	MBR 500	MBR 550
Wireless Type	Internal Access Point	Cellular + Internal Access Point
Ethernet Speed	10/100 Mbps	
Cellular Bands	N/A	4G LTE Cat6: B1, B2, B3, B4, B5, B7, B12, B13, B20, B25, B26, B29, B30, B41
		3G WCDMA: B1, B2, B3, B4, B5, B8
Internal Access Point (AP)	2.4GHz Broadcast (802.11 n)	
Power	DC Power 12v - 1a	
Antenna Connectors	(2) SMA Male [AP]	(2) SMA Male [AP] + (2) SMA Female [Cell]

Wave WiFi Products offer outstanding performance because of the proprietary firmware technology embedded in each unit. The Web based firmware permits the user to scan for access points (Hotspots) and provides a detailed diagnostic of the quality of each hotspot.

The GUI (pronounced "gooey") or Graphical User Interface allows the user to see the signal strength and quality in real time of any connected hotspot.

Availability of public wireless LAN access points may be limited. The transmission speed over the wireless LAN and the distance over which wireless LAN can reach may vary depending on surrounding electromagnetic environment, obstacles, access point design and configuration as well as client design and software/hardware configurations. The actual transmission speed will be lower than the theoretical maximum speed. Wireless connectivity and some features (i.e. VoIP) may require you to purchase additional software, external hardware or services. *Actual distance may be affected by the strength and quality of the Hotspot signal, as well as having a clear line of site to the boat. As we strive for constant product improvement, prices and specifications are subject to change without notice.

Contact Your Marine Electronics Dealer or Visit: www.wavewifi.com

Manufactured and Distributed by Wave WiFi, Inc.

4828 NE 12th Avenue, Oakland Park, FL 33334 - Phone: 954-928-1310 - FAX: 954-928-1318 - info@wavewifi.com